

# Kids Coding Contest Project Hints

\*Note: There are many different ways to solve the code challenges. The examples given here are just suggestions.

## Spirograph:

```
when space key pressed
  go to x: -110 y: -50
  point in direction 0
  clear
  repeat 45
    change pen color by 10
    move 100 steps
    turn 175 degrees
  pen up
  go to x: 110 y: 50
  pen down
  repeat 20
    change pen color by 10
    move 45 steps
    turn 95 degrees
```

## Multiples:

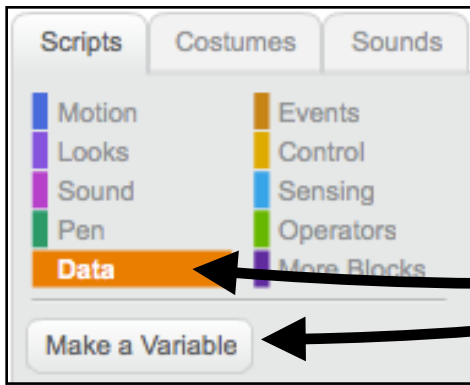
```
when clicked
  ask Give me a number. and wait
  say The multiples are.. for 2 secs
  say 1 * answer for 1 secs
  say 2 * answer for 1 secs
  say 3 * answer for 1 secs
  say 4 * answer for 1 secs
  say 5 * answer for 1 secs
```

## Dressing Up:

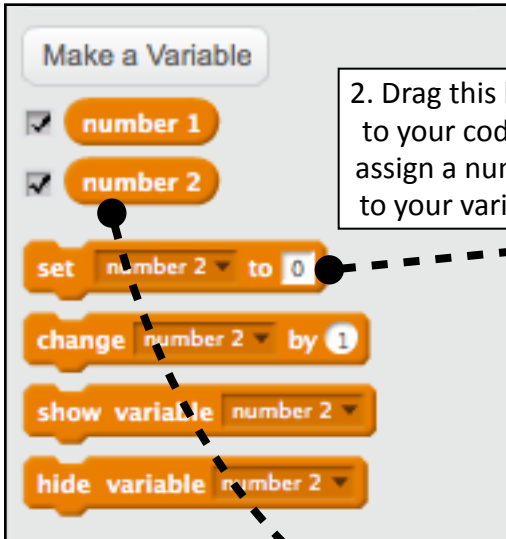


```
when clicked
  go to x: -14 y: -2

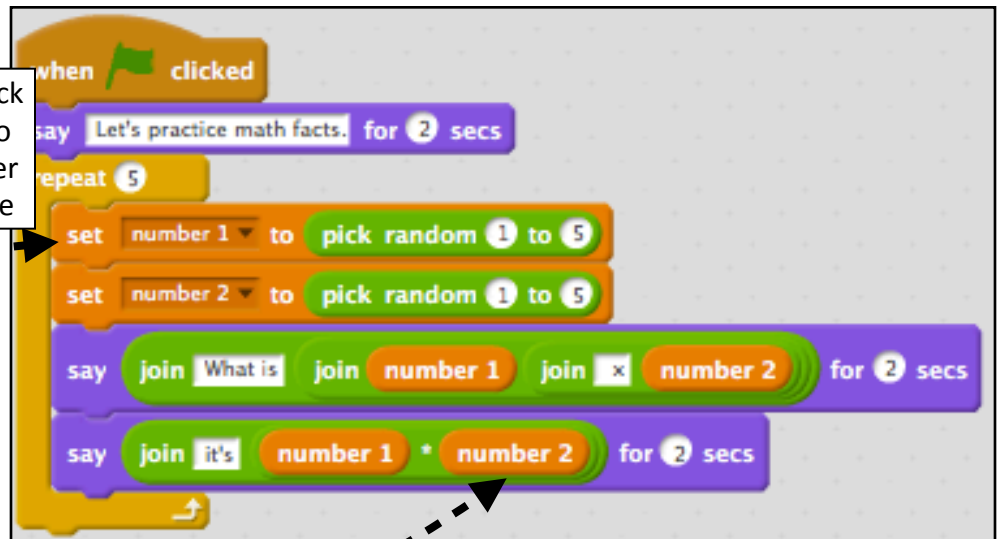
when this sprite clicked
  go to x: -157 y: 98
```



1. For these two projects, you'll want to use the "Data" option and click 'Make a Variable.'" Give your variables a useful name you'll remember.

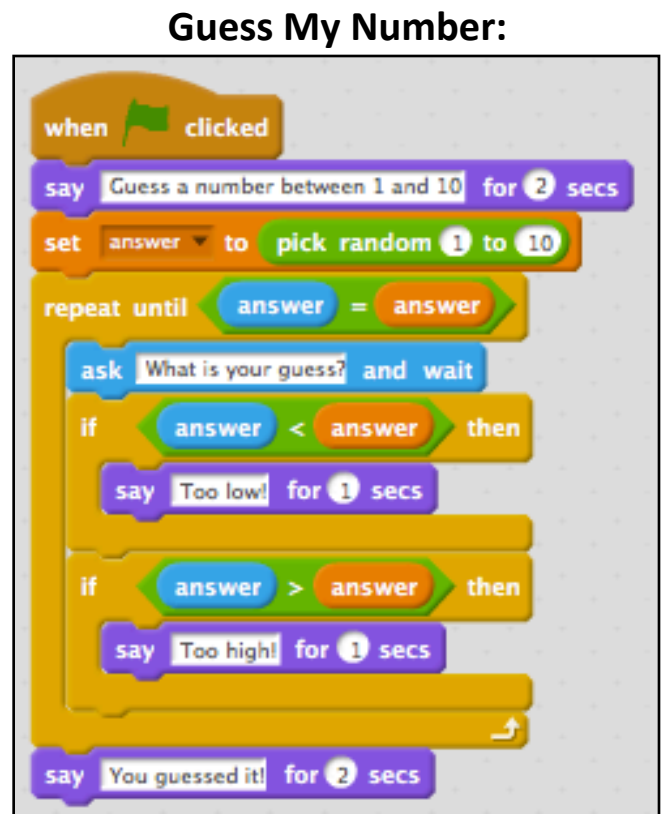


2. Drag this block to your code to assign a number to your variable



### Math Facts:

3. Drag your variables to your code to use them



### Guess My Number: